

**Harry Cooper**   
★ collection ★







# SOSL

STANLEY OEM SOFAS LIMITED

**26 YEARS OF PASSION.** Our dream was born in the strangest of places – a car shed. Our first car adorned in our upholstery sat there smiling at us. 26 years ago our first customers came knocking – the General Motors Vendor Development office. We interacted with state-of-the-art eco-friendly tanneries in Australia, Germany, Austria, Sweden, Italy, Mexico, Brazil, and Argentina to understand how exclusive upholstery leathers for high-spec aircraft, automobiles, and furniture were developed. We ventured into Leather Sofas in 1999 and then slowly diversified into Full Home Furnishing. What keeps us going today are our hundred thousand satisfied customers, our vision to be the world’s best, and our ever-burning zeal to excel in every aspect of leather quality, ergonomics, and design.

## WHY WE EXIST

To emerge as an Indian luxury lifestyle brand capable of designing, developing and manufacturing to international specifications & standards. To make “Made in India” a globally recognized entity, by passionately creating and consistently delivering objects of joy.





# INDEX

## SOFA

HC - #01 01 - 02



HC - #02 03 - 04



HC - #03 05 - 06



HC - #04 07 - 08



HC - #05 09 - 10



HC - #06 11 - 12



HC - #07 13 - 14



## RECLINER

HC - #14 15 HC - #15 15 HC - #16 16



## ODD CHAIR

HC - #17 17 HC - #18 17 HC - #19 18



## SOFA CUM BED

HC - #20 19 - 20



## BED

HC - #21 21 - 24



UPHOLSTERY OPTION :  
BERLIN FABRIC, CLASSIC AND SCANDINAVIA LEATHER

# HC CONSTRUCTION AND MATERIAL SPEC

---

## **LEATHER :**

All our leathers are from 100% bovine hide with Italian tannage. Our leathers are authentic with their inherent strength, grace and beauty. Our authentic top grain leather becomes more beautiful and more comfortable as it ages. Leather thickness ranges from 1.0mm to 1.6mm. Our leathers are warranted against splitting and colour bleed under normal usage.

## **TIMBER :**

We use high quality FSI certified kiln dried Canadian pine wood with exceptional durability and sturdiness. All our timbers are moisture protected to reduce the possibility of seasonal expansion or contraction.

## **PLYWOOD :**

We use plywood of high strength and durability for our frames. Plywood's are moisture and termite resistant which enhances the life of our furniture.

## **FOAM / WEBBING :**

We use high density polyurethane foams which have excellent mechanical and tensile properties. All our foams have passed required laboratory tests and have high durability. It retains its original shape and strength for several years, offering long lasting and efficient service. We use a combination of foam from 20 D to 50 D to achieve required comfort. Webbing is imported from Italy with very high spec of elasticity and loadability.

## **MECHANISM :**

We use patented mechanisms and motors from Motion Italia(Italy), Leggett & Platt(U.S) & Ciar (Italy) for motion sofas. Our mechanisms are tested for 25000 human cycles at 250Lbs.

## **THREAD :**

We use 3 ply Nylon 6.6 bonded threads which are of exceptionally high abrasion resistance. Neat and clean seams achieved due to low stretch and excellent recovery properties of our threads.

## **STAINLESS STEEL :**


We use stainless steel of 304 grade which is a strong and durable metal. It has a relatively low carbon content, further reducing its vulnerability to corrosion and oxidation.



# HC - #01

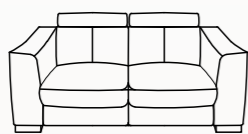


DATA SHEET



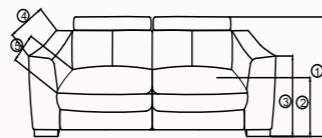
1 STR

TW - 45" / ISW - 26"  
TW - 114CM / ISW - 66CM



2 STR

TW - 68.5" / ISW - 50"  
TW - 174CM / ISW - 127CM

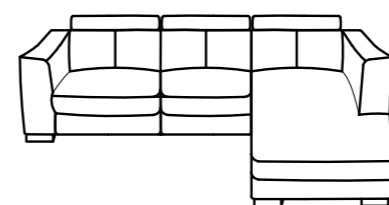


3 STR

TW - 79.5" / ISW - 62"  
TW - 202CM / ISW - 157.5CM

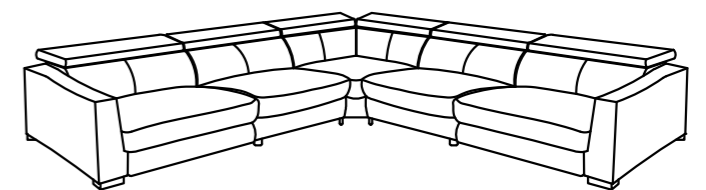
**Other Dimension**

- 1). Total Height - 77cm(30")
- 2). Seat Height - 46cm(18")
- 3). Armrest Height - 66cm(25")
- 4). Total Depth - 104cm(41")
- 5). Seat Depth - 56cm(22")



3 STR + RH / LH DAYBED

TW - 109.5"x 67" / ISW - 92"  
TW - 278 x 170 CM / ISW - 233.5CM



3 STR + U CNR + 3 STR

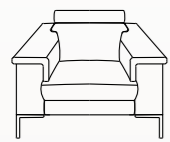
TW - 118"x 118"  
TW - 299 x 299 CM



# HC - #02

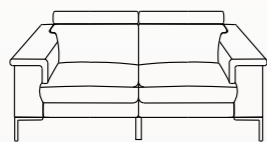


DATA SHEET



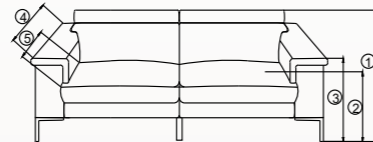
1 STR

TW - 48" / ISW - 20"  
TW - 122CM / ISW - 50CM



2 STR

TW - 72" / ISW - 44"  
TW - 182CM / ISW - 112CM

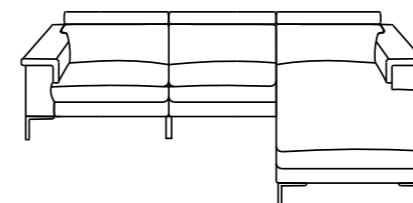


3 STR

TW - 83" / ISW - 56"  
TW - 212CM / ISW - 142CM


**Other Dimension**

- 1). Total Height - 76cm(30")
- 2). Seat Height - 45cm(18")
- 3). Armrest Height - 62cm(24")
- 4). Total Depth - 106cm(42")
- 5). Seat Depth - 56cm(22")



3 STR + RH / LH DAYBED

TW - 113"x 67" / ISW - 87"  
TW - 288 x 170 CM / ISW - 220CM



3 STR + U CNR + 3 STR


TW - 119.5"x 119.5"  
TW - 304 x 304 CM



# HC - #03

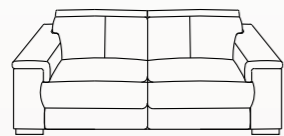


DATA SHEET



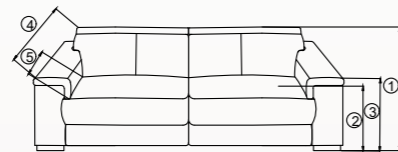
**1 STR**

TW - 47" / ISW - 20"  
TW - 120CM / ISW - 50CM



**2 STR**

TW - 71" / ISW - 44"  
TW - 180CM / ISW - 112CM

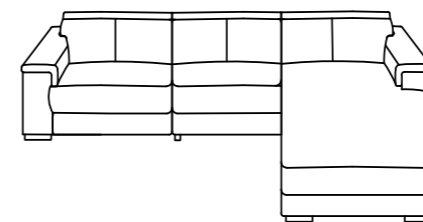


**3 STR**

TW - 83" / ISW - 56"  
TW - 210CM / ISW - 142CM


**Other Dimension**

- 1). Total Height - 77cm(30")
- 2). Seat Height - 45cm(18")
- 3). Armrest Height - 59cm(23")
- 4). Total Depth - 105cm(41")
- 5). Seat Depth - 55cm(22")



**3 STR + RH / LH DAYBED**

TW - 113"x 67" / ISW - 86"  
TW - 286 x 170 CM / ISW - 218CM



**3 STR + U CNR + 3 STR**


TW - 119"x 119"  
TW - 303 x 303 CM



# HC - #04

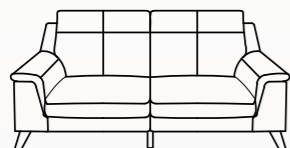


DATA SHEET



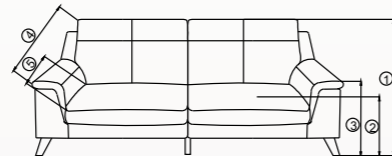
1 STR

TW - 46.5" / ISW - 24"  
TW - 118CM / ISW - 61CM



2 STR

TW - 70" / ISW - 48"  
TW - 178CM / ISW - 122CM

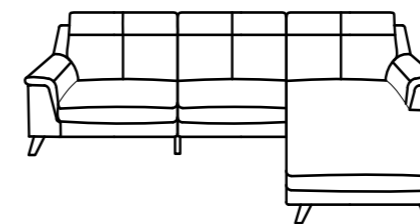


3 STR

TW - 81" / ISW - 60"  
TW - 206CM / ISW - 152CM


#### Other Dimension

- 1). Total Height - 102cm(40")
- 2). Seat Height - 46cm(18")
- 3). Armrest Height - 60cm(24")
- 4). Total Depth - 96cm(38")
- 5). Seat Depth - 55cm(22")



3 STR + RH / LH DAYBED

TW - 111"x 67" / ISW - 90"  
TW - 282 x 170 CM / ISW - 228CM



3 STR + U CNR + 3 STR

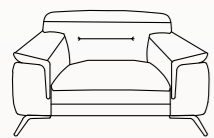
TW - 114"x 114"  
TW - 289 x 289 CM



# HC - #05

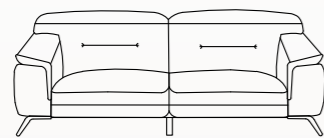


DATA SHEET



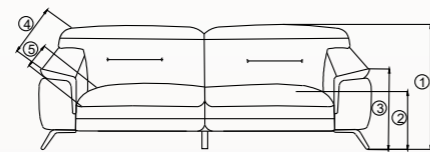
1 STR

TW -46.5" / ISW - 22"  
TW - 118CM / ISW - 56CM



2 STR

TW -70" / ISW - 46"  
TW - 178CM / ISW - 117CM




3 STR

TW -81" / ISW - 58"  
TW - 206CM / ISW - 147CM


**Other Dimension**

- 1). Total Height - 76cm(30")
- 2). Seat Height - 45cm(18")
- 3). Armrest Height - 65cm(25")
- 4). Total Depth - 107cm(42")
- 5). Seat Depth - 55cm(22")



3 STR + RH / LH DAYBED

TW -111"x 67" / ISW - 88"  
TW - 282 x 170 CM / ISW - 223CM



3 STR + U CNR + 3 STR


TW -117"x 117"  
TW - 297 x 297 CM



# HC - #06

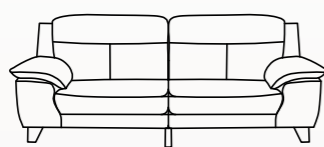


## DATA SHEET



**1 STR**

TW - 48" / ISW - 20.5"  
TW - 122CM / ISW - 52CM



**2 STR**

TW - 72" / ISW - 45"  
TW - 182CM / ISW - 114CM

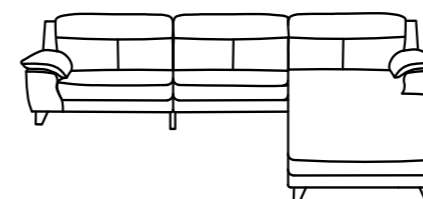


**3 STR**

TW - 83" / ISW - 57"  
TW - 212CM / ISW - 144CM


### Other Dimension

- 1). Total Height - 102cm(40")
- 2). Seat Height - 46cm(18")
- 3). Armrest Height - 60cm(24")
- 4). Total Depth - 96cm(38")
- 5). Seat Depth - 55cm(22")



**3 STR + RH / LH DAYBED**

TW - 113"x 67" / ISW - 87"  
TW - 288 x 170 CM / ISW - 222CM



**3 STR + U CNR + 3 STR**


TW - 116"x 116"  
TW - 294 x 294 CM



# HC - #07

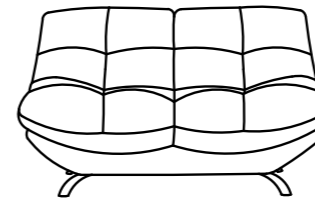


## DATA SHEET



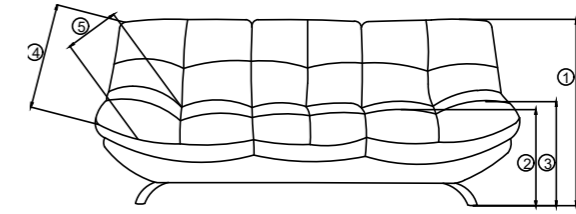
1 STR

TW - 33" / ISW - 24"  
TW - 84CM / ISW - 61CM



2 STR

TW - 64" / ISW - 55"  
TW - 163CM / ISW - 140CM



3 STR

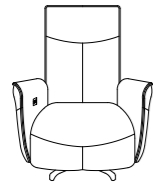
TW - 85" / ISW - 76"  
TW - 216CM / ISW - 193CM

### Other Dimension

- 1). Total Height - 91cm(36")
- 2). Seat Height - 50cm(19.5")
- 3). Armrest Height - 54cm(21.5")
- 4). Total Depth - 95cm(37.5")
- 5). Seat Depth - 52.7cm(20.75")

## HC - #14

### DATA SHEET




- 1. TOTAL HEIGHT - 44" (112 cm)
- 2. ARM REST - 27" (68.5 cm)
- 3. SEAT HEIGHT - 20.5" (52 cm)
- 4. SEAT DEPTH - 22" (56 cm)
- 5. TOTAL DEPTH - 36.5" (93 cm)
- 6. TOTAL WIDTH - 29" (73.5 cm)
- 7. SEAT WIDTH - 21.5" (68.5 cm)



## HC - #16

### DATA SHEET

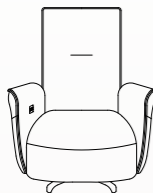


- 1. TOTAL HEIGHT - 44.5" (113 cm)
- 2. ARM REST HEIGHT - 27" (68.5 cm)
- 3. SEAT HEIGHT - 20" (51 cm)
- 4. SEAT DEPTH - 21.5" (54.5 cm)
- 5. TOTAL DEPTH - 34" (84.5 cm)
- 6. TOTAL WIDTH - 31.5" (80 cm)
- 7. SEAT WIDTH - 27" (68.5 cm)



## HC - #15

### DATA SHEET



- 1. TOTAL HEIGHT - 44" (112 cm)
- 2. REST HEIGHT - 27" (68.5 cm)
- 3. SEAT HEIGHT - 20" (51 cm)
- 4. SEAT DEPTH - 22.5" (57 cm)
- 5. TOTAL DEPTH - 37" (94 cm)
- 6. TOTAL WIDTH - 29" (73.5 cm)
- 7. SEAT WIDTH - 21" (53.5 cm)





## HC - #17



### DATA SHEET



1. TOTAL HEIGHT - 30.7"
2. ARM REST HEIGHT - 20.6"
3. SEAT HEIGHT - 18.5"
4. SEAT DEPTH - 20.6"
5. TOTAL DEPTH - 33"
6. TOTAL WIDTH - 30.7"
7. INSIDE SEAT WIDTH - 21.2"

## HC - #19



### DATA SHEET



1. TOTAL HEIGHT - 32.5"
2. ARM REST HEIGHT - 23.5"
3. SEAT HEIGHT - 17.3"
4. SEAT DEPTH - 22"
5. TOTAL DEPTH - 66"
6. TOTAL WIDTH - 27.2"
7. INSIDE SEAT WIDTH - 22"

## HC - #18

### DATA SHEET



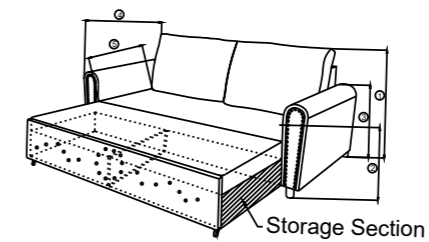
1. TOTAL HEIGHT - 31"
2. ARM REST HEIGHT - 18.8"
3. SEAT HEIGHT - 17.5"
4. SEAT DEPTH - 20.7"
5. TOTAL DEPTH - 28.7"
6. TOTAL WIDTH - 28.4"
7. INSIDE SEAT WIDTH - 22.3"



# HC - #20



DATA SHEET



**3 STR SOFA CUM BED**  
 TW - 87" X 67"  
 TW - 220 X 170 CM

**Other Dimension**

- 1). Total Height - 92cm(36")
- 2). Seat Height - 48cm(19")
- 3). Armrest Height - 70cm(27.5")
- 4). Total Depth - 88cm(34.5")
- 5). Seat Depth - 57cm(22")



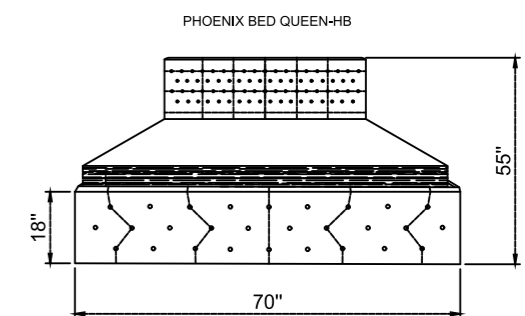
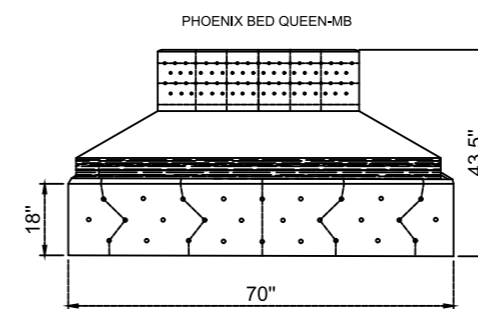
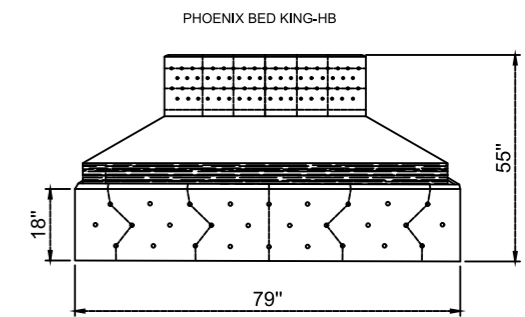
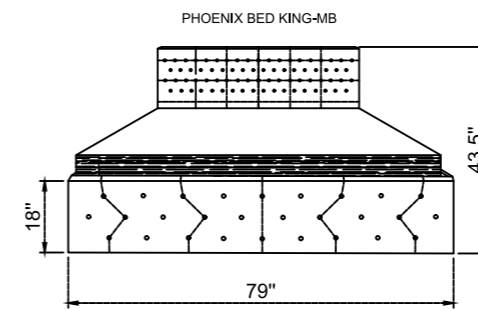
HC - #21








DATA SHEET







[www.sosl.co.in](http://www.sosl.co.in)

Manufactured at:  
Stanley OEM Sofas Limited, 52, 66 & 67,  
Bommasandra Jigani Link Rd.,  
Jigani Industrial Area

CUSTOMER CARE: [enquiry@sosl.co.in](mailto:enquiry@sosl.co.in)  
CALL: +91 99011 87996

